



dōTERRA
SLIM & **SASSY**®

Choosing
change



Table of Contents:

Choosing Change **3**

Slim & Sassy **4**

The Skinny on Fat **5**

Slim & Sassy Lifestyle
Competition and Winners **6**

Ruth Rhodes **7**

Dr. Jonathan Caldwell **8**

Kimberly Cluff **9**

Change Your Attitude **10**

Four Steps to Success **11**

Contröl **12**

Slim & Sassy Daily Program **13**

Improve Your Diet **14**

Serving Size Table **16**

TrimShake Recipes **18**

Exercise **20**

Rest and Stress
Management **23**

Choosing Change

According to the Institute of Medicine, two-thirds of adults and almost one-third of children in the United States are overweight. Harmful habits that lead to an unhealthy weight can be devastating to personal wellness.

We are aware of the problem, but often the solution evades us. We become complacent after fad diets and complicated systems fail us. We often look for a quick fix to the more fundamental issue of leading inactive lives and eating larger, less-healthy portions.

Instead of focusing on what we put in our bodies today, next week, or even next month, we should ask ourselves how do we want to look, act, and feel years from now. dōTERRA® Slim & Sassy® is not a diet, but one step toward choosing a lifestyle change. It addresses weight-gain at its source, giving you the energy and confidence you need to become your best self.

- For each hour an individual gets of regular exercise, they will gain approximately two hours of additional life expectancy.

—American Heart Association

- Healthy eating is associated with the reduced risk of disease, including several of the leading causes of death.

—Report on the Dietary Guidelines for Americans

- Exercise can help you feel less anxious and more relaxed—one exercise session generates 90 to 120 minutes of relaxation response.

—American Psychological Association

- The average weight lost by a Slim & Sassy contestant over a three-month period was 24 pounds and 17 total body inches.*

—dōTERRA

* Results not typical; individual results may vary. Weight loss requires changes to diet and exercise. These statements have not been evaluated by the Food and Drug Administration. This product is not intended to diagnose, treat, cure, or prevent any disease.

Slim & Sassy®

METABOLIC BLEND & SOFTGELS

Can't resist those mid-day munchies? The dōTERRA® Slim & Sassy Metabolic Blend is designed to help manage appetite between meals. Just add 4 drops to 4 oz. of water and drink between healthy meals throughout the day to help manage hunger, boost metabolism, and lift your mood.

Blend Breakdown:

- **Grapefruit**—High in limonene, helps to control appetite.
- **Cinnamon**—Supports healthy glucose metabolism.
- **Lemon**—Elevates mood and encourages healthy hydration when used in water.
- **Ginger**—Supports healthy metabolic processes.
- **Peppermint**—Helps to curb appetite and reduce cravings.

How to Use:

- Place 4–5 drops under your tongue and drink water.
- Fill a veggie capsule with Slim & Sassy Metabolic Blend or place in water before a workout.
- Apply to trouble spots; if you have sensitive skin, dilute with Fractionated Coconut Oil.
- Softgels: Take 1 Softgel 3–5 times daily.
- Add to TrimShake or V Shake.
- Diffuse for an energy boost.
- Add to entrée dishes.



These statements have not been evaluated by the Food and Drug Administration. This product is not intended to diagnose, treat, cure, or prevent any disease.

The Skinny on Fat

Understanding what body fat is and where it comes from will make it easier to lose it and keep it off. Your body's preferred sources of energy are dietary carbohydrates, fats, and proteins. However, when you consume more than you use, those calories are stored in fat cells for later use.

Fat cells are formed by converting tissue stem cells into adipocytes that swell up like balloons with dietary lipids. When caloric needs exceed available free calories from the food we eat, calories stored as lipids in fat cells are released into the blood stream for energy. Managing a healthy body fat percentage includes slowing down the production of new fat cells and increasing the burn rate of calories stored in body fat.

The solution to storing fewer calories as fat can be summarized with the equation:

Eat Less **+** **Exercise More** **=** **Lean Body Mass**

Calories In **→** **Fat Stored** **→** **Calories Out** **→** **Fat Released**



SLIM & SASSY®

LIFESTYLE CHANGE COMPETITION

In 2011, the Slim & Sassy® Lifestyle Change Competition began with the purpose of improving the lives of hardworking dōTERRA Wellness Advocates™. We knew that combining our Slim & Sassy products with a desire to change, healthy eating habits, proper exercise, and rest and stress management would aid individuals in achieving their lifestyle goals.

The Competition

The competition runs over a three-month period and consists of contestants adopting healthy practices in their everyday lives. These practices are not quick fixes or short-lived experiments, they are adjustments that, when made, can last throughout a lifetime.

Grand Prize Winners Receive:
\$1,500 cash, a vacation for two,
a spa package, and a makeover.

“My motivation was to show my family and culture that it is not normal to be overweight and out of shape and that there is a safe way to be able to change our health in a real and long-term way that ultimately transforms the way we enjoy life.”

— **Willie Taula, 2nd Place Winner 2013**

See how our
Grand Prize
winners did it!

Winners are not chosen based on weight, but on healthy habits created during the competition. Regardless of the amount of weight lost, everyone who participates and meets their lifestyle change goals will have an opportunity for success.

Ruth Rhodes

Total Weight Lost: **42 lbs.**
Inches Lost: **29 inches**

What motivated you to participate in the Slim & Sassy contest?

After having four kids, I was having a hard time with my weight. My body was not the same anymore. I'd been separated from my husband and was trying to work through things as a single mom.

I kept eating and the pounds kept rising until I was 100 pounds over what I had been. I was craving food or eating constantly, and I just couldn't figure out how to get myself under control.

What were some of your biggest challenges?

One of the biggest challenges I faced was getting to the gym. I have four kids and no one to babysit. I'd take walks with my kids and do workout videos. Fitting in exercise was hard, so I focused on using dōTERRA products daily.

How She Did It

Ruth's successful regimen consisted of a TrimShake and fruit for breakfast. She would then take 10–15 Slim & Sassy drops before lunch and dinner to help curb her appetite, allowing her to eat smaller portions while feeling satisfied. At night, if she craved dessert, she'd have another TrimShake.

These statements have not been evaluated by the Food and Drug Administration. This product is not intended to diagnose, treat, cure, or prevent any disease.

SLIM & SASSY



Dr. Jonathan Caldwell

Total Weight Lost: **49 lbs.**
Inches Lost: **27.5 inches**

What motivated you to participate in the Slim & Sassy® contest?

In my profession, I counsel people every day to be healthy, eat right, exercise, lower stress, and live a healthy lifestyle. Each day, I felt like a hypocrite. I was telling people how to live when I didn't follow my own advice.

What were your goals during the contest?

My original goals were to lose 45 pounds, fit into size 34 pants, and complete a two mile sprint. During the contest, I changed my fitness goal to something that had been a lifetime goal: complete a marathon.

I not only lost 45 pounds, but exceeded that goal. I now fit comfortably in a size 32 pants. On April 21, 2012, I completed the Salt Lake City Marathon in 4 hours and 12 minutes.

How has the Slim & Sassy Lifestyle Change Competition changed your life?

This competition has been about so much more than improving my physique. It was about regaining control and being a better husband, father, and chiropractor. Now that I have accomplished my goals, I have the confidence that I can do hard things.



Tips for Success:

- *Find a good reason to lose weight.*
- *Use Slim & Sassy every day, multiple times a day.*
- *Exercise every day, even if it's only for a few minutes.*

These statements have not been evaluated by the Food and Drug Administration. This product is not intended to diagnose, treat, cure, or prevent any disease.

Kimberly Cluff

Total Weight Lost: **38 lbs.**
Inches Lost: **23.5 inches**

What motivated you to participate in the Slim & Sassy contest?

Being a mother of eight keeps me pretty busy. After my fifth child, I was able to lose all the pregnancy weight. Unfortunately, that changed with my last three. Losing weight became a struggle. Not only could I not keep the weight off, but I gradually started putting more on. I felt trapped and tried everything I could think of to regain control. I tried weight loss products, aerobics, training for and running a half marathon—all without losing a pound. I wanted to be a better example for my children of healthy living, and the Slim & Sassy competition allowed me to do that.

Tips for Success:

1. Take the Lifelong Vitality pack!
2. Write down specific goals with specific deadlines. Be realistic.
3. Find someone that will hold you accountable and be encouraging.
4. Use five drops of Slim & Sassy Metabolic Blend five times a day.
5. Replace one to two meals with the Slim & Sassy TrimShakes.
6. Drink lots of water with Lemon essential oil.
7. Exercise at least five days a week.
8. Get rid of your big clothes immediately! Reward yourself with new clothes instead of treats.

During the competition, I lost a total of 38 lbs. and 23.5 in. I continued to follow my Slim & Sassy lifestyle routine, and to date I have lost a total of 56 pounds. Thanks dōTERRA!

These statements have not been evaluated by the Food and Drug Administration. This product is not intended to diagnose, treat, cure, or prevent any disease.



Four Steps to Success

A healthy body helps support a lifetime of energy and vitality and can aid in preventing the accelerated onset of many degenerative diseases. Managing weight and healthy body composition is primarily a matter of expending more calories than we consume. It sounds simple, but is something many struggle with.

The Slim & Sassy Lifestyle Change contestants have impressed upon us the satisfaction that accompanies a healthy lifestyle. How did they do it? Their stories explain how each reached outside their comfort zone and decided it was time to choose change by:

1. Changing Their Attitude

2. Improving Their Diet

3. Exercising

4. Resting and Managing Stress

These four changes are crucial in helping individuals achieve their goals and make the lifestyle changes necessary to not only succeed, but maintain success.

Change Your Attitude

Many believe that weight management is only a factor of proper nutrition and exercise; however, one of the greatest influencers is the right mental state. A person's success at managing weight can usually be traced to how they begin. Creating a healthy lifestyle can be challenging; based on your starting point, there can be significant obstacles to overcome. In order to provide the best chance possible, individuals need to prepare themselves mentally as well as physically.

The common attitude associated with lifestyle change or weight management is often negative and restrictive. This attitude is not sustainable and makes weight management seem like an elusive goal. A better approach is to focus on the positive aspects of undertaking a lifestyle change. Below are a few suggestions for maintaining a positive attitude toward a healthy lifestyle change:

- A lot of pessimism arises from false or unreasonable expectations, especially when those expectations involve you. Set smaller goals within larger ones. When you provide yourself with realistic expectations you will be more likely to succeed.
- Consider befriending new people—people who are optimistic and have a healthy attitude towards life. Sometimes a poor attitude is a result of surrounding ourselves with individuals who have negative perspectives.
- Post a blank sheet of paper on the wall or use a journal to count your achievements. Focus on the positive aspects associated with your goals instead of minor failures. When faced with a negative thought, use this record to remind yourself of your achievements.
- Find a support system—someone who will be honest and supportive as you work toward reaching your goals. Be specific about your needs and your desires so that they understand where they can be of the most help.



SLIM & SASSY®

contrōl

Overeating is one of the worst culprits in the fight for weight management. There are many reasons we overeat as well as different ways we overeat. It all comes down to being able to control our appetite, portions, and dietary habits.

Slim & Sassy® presents a way to take better control of your hunger and help you on your path to managing your weight and ultimately your overall well-being. Slim & Sassy Contrōl™ is a powdered mix in a convenient stick pack that you can take strategically during the course of the day to help control your appetite. Contrōl is also available in a snack bar, which comes in three different flavors. Contrōl contains a revolutionary ingredient named *Appethyl™ that is extracted from spinach and has been clinically shown to significantly reduce appetite for up to six hours.

- 34150001** Instant Drink Mix
\$59.50 Wholesale 50 PV
- 34330001** Apple Cinnamon Bars
\$27.50 Wholesale 20 PV
- 34340001** Lemon Bars
\$27.50 Wholesale 20 PV
- 34370001** Apricot Bars
\$27.50 Wholesale 20 PV
- 20900001** Bar Variety Pack (30 Bars)
\$74.50 Wholesale 50 PV



SLIM & SASSY® Daily Program

The dōTERRA Slim & Sassy program includes products that are designed to increase satiety and improve metabolism in order to aid in healthy weight management and help create a healthy lifestyle.

Afternoon Snacker	Supplements	Contrôl	Meals	Essential Oil
Breakfast	Daily Nutrient Pack	Take Instant Drink Mix with 5g healthy fat	TrimShake or healthy breakfast	
Snack/Hydration		OR Bar		Water w/S&S OR Slim & Sassy Softgel
Lunch			TrimShake or healthy lunch	
Snack/Hydration				Water w/S&S OR Slim & Sassy Softgel
Dinner	Daily Nutrient Pack		TrimShake or healthy dinner	
Snack/Hydration				Water w/S&S OR Slim & Sassy Softgel

Evening Snacker	Supplements	Contrôl	Meals	Essential Oil
Breakfast	Daily Nutrient Pack		TrimShake or healthy breakfast	
Snack/Hydration				Water w/S&S OR Slim & Sassy Softgel
Lunch		Take Instant Drink Mix with 5g healthy fat	TrimShake or healthy lunch	
Snack/Hydration		OR Bar		Water w/S&S OR Slim & Sassy Softgel
Dinner	Daily Nutrient Pack		TrimShake or healthy dinner	
Snack/Hydration				Water w/S&S OR Slim & Sassy Softgel

These statements have not been evaluated by the Food and Drug Administration.
This product is not intended to diagnose, treat, cure, or prevent any disease.

Improve Your Diet

“One of the most important elements of weight management is the role of nutrition. Exercise without proper nutrition limits your success. The basics of weight management include caloric consumption and expenditure. When making a lifestyle change, many tend to forget this simple concept. Even with vigorous exercise, calorie consumption can far exceed calorie burn without proper dietary change. Providing your body with proper nutrition is a healthy and safe way to improve lifestyle.” —Dr. David Hill

Implementing the basics:

- Don't skip meals. When you skip a meal, your body goes into “survival” mode, slowing your metabolism and storing excess food or glucose as fat. Instead, consider a meal replacement to reduce hunger and provide needed nutrients.
- Choosing water over sugar-sweetened beverages can aid in maintaining a healthy weight. Substituting water for one 20-ounce sugar-sweetened soda will save you about 240 calories.
- Focus on finding a balance between hungry and full. Stop eating when you are no longer hungry, not when you are full. To help, try decreasing portion size by using a child-size plate.
- Don't make the mistake of trying to change everything overnight. Decrease or replace one unhealthy food item at a time. For example, if you like chips, switch to baked or multigrain.
- For a simpler approach to making healthy choices, think of your diet in terms of color, variety, and freshness.



Support Your System

Healthy Living Starts
on the Inside

Our DigestZen® line of supplements and Zendocrine® Softgels help you maintain a healthy digestive system and support weight management efforts when you exercise, change your diet, and stay hydrated.

How to Use:

GX Assist®: Take 1–3 softgels a day with meals for 10 days









PB Assist®+: Take 1–3 capsules with meals

Zendocrine® Complex: Take 1 capsule with morning and evening meals

Zendocrine® Softgel: Take softgels 2–3 times daily as needed



These statements have not been evaluated by the Food and Drug Administration. This product is not intended to diagnose, treat, cure, or prevent any disease.

Serving Sizes	Target Food Groups
 <p>Circumference and thickness of spread hand (or more!)</p>	 <p>High-water content, color and antioxidant rich, fresh or cooked fruits and vegetables</p>
 <p>Volume of clenched fist</p>	 <p>Complex carbs & whole grains • Legumes & vegetable proteins • Starchy fruits & vegetables</p>
 <p>Circumference and thickness of palm</p>	 <p>Low-fat animal proteins • Protein-rich nuts & seeds</p>
 <p>Diameter and thickness of thumb (or less!)</p>	 <p>Simple sugars • Dressings & spreads • Desserts</p>

*Portion sizes for 3 meal per day diet program.

Fat-Loss Accelerators

REDUCE WHITE



White sugar, dairy fats, white flour
white rice, potatoes, bananas, etc.

REDUCE HIGH CALORIE BEVERAGES



Fruit juice, sodas & colas,
sports drinks, alcohol, etc.

GRAZING VS. FEASTING



3 healthy meals a day GOOD
6 mini meals a day BETTER

HYDRATION



5 servings (20 drops) of Slim & Sassy blend
mixed with water throughout the day

SLIM & SASSY®

EAT RIGHT!

Eating right is an important part of any weight management regimen. Monitoring portion size as well as choosing healthful, nutrient-dense foods can make the difference between whether you feel great during your program or lack energy. A helpful way to remember portion size* is shown in this diagram, as well as useful tips that can help you get the most out of your weight management plan.

The foundation of any good diet ensures you are receiving the nutrients your body needs. The Daily Nutrient Pack allows individuals the flexibility to personalize their wellness program according to their needs, while receiving basic nutrients found in Microplex MVp™ and xEO Mega®.

TrimShake

with Essentra® Trim and Solathin®

Delicious Taste, Won't Stay on the Waist

Convenience

TrimShake is a convenient and delicious shake mix that provides essential nutrients. When one scoop is combined with one cup of non-fat milk, this shake contains about 120 calories per serving. Simply take it on the go and mix with cold water or milk.

Stress Reducing

One scoop of TrimShake includes 125mg of Essentra®Trim, an herbal extract from the Ashwagandha plant. Essentra®Trim has been clinically demonstrated to help control the stress hormone cortisol. Elevated cortisol levels, triggered by stress, cause problems with sleep, weight gain, appetite, and fatigue.

Protein Building

One scoop of TrimShake provides 8 grams of a blend of whey isolate and egg white protein. This blend provides important amino acids to help prevent deterioration of muscle mass and improve muscle tone during exercise.

Source of Fiber

One scoop of TrimShake provides 2.5 grams of fiber.

One scoop of TerraGreens™ provides 3 grams of fiber.

35200001	Chocolate
35180001	Vanilla
35440001	Vegan
60120001	TerraGreens



Corporate Favorites

Emily Wright TrimShake

2 scoops Vanilla TrimShake
6–8 ounces rice milk
1 scoop of TerraGreens
¼ cup raspberries
¼ cup blueberries
1 drop Wild Orange
½ cup ice

Greg Cook TrimShake

2 scoops Chocolate TrimShake
Handful of spinach
6 ice cubes
½ cup non-fat Greek yogurt
¼ cup raw oatmeal
6 ounces almond milk
Half a banana (for sweetening)

Horchata TrimShake

2 scoops V Shake
5 ice cubes
8 ounces almond milk
4 drops Cinnamon
2 drops Clove
Agave syrup (to desired
sweetness)

Purple Smooth Berry

2 scoops Vanilla TrimShake
1 cup unsweetened almond milk
1/2 cup blueberries (frozen or fresh)
1 tablespoon Flaxseed Oil
3 ice cubes

Chocolate Banana Nut

2 scoops Chocolate TrimShake
1 cup unsweetened almond milk
2 frozen bananas
2 tablespoons natural peanut butter

Strawberry Chocolate Delight

2 scoops Chocolate TrimShake
1 cup unsweetened almond milk
1–2 cups frozen strawberries
10 extra dark chocolate chips
1 banana

Blueberry Oatmeal Smoothie

2 scoops Vanilla TrimShake
8 ounces skim milk
½ to 1 cup oatmeal
½ cup fresh blueberries
1 tablespoon of honey

Tropical Dream

2 scoops Vanilla TrimShake
¾ cup unsweetened coconut drink
¼ cup Greek yogurt
2 tablespoons fresh pineapple
¼ banana
1 cup frozen strawberries

Key Lime

2 scoops Vanilla TrimShake
1 cup almond milk
1 tablespoon lime juice
6 ice cubes
1–2 drops Lime essential oil

TerraGreens™ is a
powdered mix that
packs a daily boost of
fruits and vegetables.
Add one scoop to 8
ounces of water or your
favorite beverage.



These statements have not been evaluated by the Food and Drug Administration.
This product is not intended to diagnose, treat, cure, or prevent any disease.

EXERCISE

Exercise does more than just burn calories. It can positively influence many components of health, including body chemistry and physiology. Proper exercise expends calories during and after activity, promotes better sleep, decreases cravings for unhealthy food, and can even elevate cognitive function.

To achieve a well-rounded fitness routine, incorporate aerobic, strength, and flexibility training into your exercise each week.

Aerobic Training

Recommended: 5 days a week

Exercise that uses large muscle groups and increases heart rate

Low intensity: walking

Moderate intensity: jogging

High intensity: sprinting

TIP: Aim for 150 minutes of low to moderate intensity or 75 minutes of high intensity aerobic exercise each week.

Strength Training

Recommended: 2 days a week

Exercise that focuses on specific muscle groups

Gym: free weights, resistance machines, pull-ups

Home: push-ups, abdominal crunches, leg squats, resistance bands

TIP: Strength training will help maintain muscle mass during weight loss; strive to work all major muscle groups for approximately 45 minutes each week.

"I started a stair club at work. We walked the stairs on our breaks and at lunch time. I went down a total of 18,834 steps and climbed up 13,280 stairs from February to April."

– Holly Smith, 1st Place, 2013

Flexibility Training

Recommended: 7 days a week

Increase blood flow to muscles and prevent injury

Static Stretching: holding a stretch for 20–60 seconds

Dynamic Stretching: repeated, controlled muscle movements (arm circles, walking lunges)

TIP: Try to fit in 10–15 minutes of stretching each day.

Not everyone enjoys exercising in the same way. If you are unhappy with your current exercise routine, be creative. Here are a few suggestions to help you get started.

- Biking
- Kayaking
- Basketball
- Kickball
- Skiing
- Gardening
- Yoga
- Swimming
- Dancing
- Zumba®
- Jump Rope
- Ice Skating
- Hiking
- Rock Climbing
- Cross-Country Skiing
- Walking





dōTERRA® deep BLUE RUB

Deep Blue® Rub is a rich, topical cream infused with the Deep Blue Soothing Blend of CPTG Certified Pure Therapeutic Grade® essential oils that provides targeted comfort to occasional tired and sore joints and muscles with a cooling and warming sensation.

How to Use:

- Place a small amount of rub on hands and gently rub or massage into problem area to feel targeted comfort.

These statements have not been evaluated by the Food and Drug Administration.
This product is not intended to diagnose, treat, cure, or prevent any disease.

Rest & Stress Management

Dr. David K. Hill, dōTERRA® Chief Medical Advisor, states, “Achieving proper rest is an important feature of any wellness program. Sufficient amounts of rest provide bodies with an opportunity to recover from the day’s activity, improve energy levels, and reduce the effects of stress.”



Tips for a good night’s rest:

- Create a set routine by going to bed each night and rising each morning at the same time.
- Make your bed comfortable. Use it only as a place to sleep and not for activities like reading, watching television, or listening to music.
- Enjoy daily physical activity. This will allow you to fall asleep faster and enjoy a deeper sleep.

According to Dr. Hill, “Stress induces physiologic changes that cause a natural resistance to weight loss and can even reduce immune capability.”

Tips for reducing stress:

- Know your limits. Taking on more than you can handle increases stress.
- Work on time management. Create a plan for daily activities and tasks to eliminate pressure and create a sense of accomplishment.
- Generate a support system. Share your responsibilities or your feelings with others.
- Set aside time to relax. Find healthy ways to respond to stress by scheduling time for you.

SLIM & SASSY® Trim Kit

Kick off your weight management goals with the Slim & Sassy® Trim Kit. Slim down by using Slim & Sassy Metabolic Blend in your water, or use topically, throughout the day as part of your new commitment to improve your lifestyle with diet and exercise. Reduce your cravings with satisfying TrimShakes.

Available Kits:

35290001	\$200.00 Retail	2 Vanilla Shake
35280001	\$200.00 Retail	2 Chocolate Shake
40770001	\$200.00 Retail	1 Chocolate, 1 Vanilla Shake
60130001	\$200.00 Retail	2 V Shakes

Slim & Sassy Enrollment Trim Kit

40780001	\$175.00 Wholesale	1 Chocolate, 1 Vanilla Shake
	125 PV (includes Trim Kit and \$35 enrollment fee)	

Kit Breakdown:

- Four 15 mL Slim & Sassy Metabolic Blend
- Two canisters of TrimShake (40 servings each)

dōTERRA, Slim & Sassy, CPTG® Certified Pure Therapeutic Grade, Alpha CRS, xEO Mega, vEO Mega, MicroPlex VMz, TerraZyme, PB Assist, GX Assist, Zendocrine, and Deep Blue are registered trademarks of dōTERRA Holdings, LLC.

These statements have not been evaluated by the Food and Drug Administration. This product is not intended to diagnose, treat, cure, or prevent any disease.

